



Fareham
Academy

Starting at Fareham Academy

September 2023

Unlocking Potential | Creating Opportunity

Fareham Academy will look different to your primary school. It might be bigger.

Here is a map of the school:



To make finding your way around easier, the school is set out in blocks (A-E).



You will have to wear Fareham Academy's school uniform.

Fareham Academy School Uniform

Plain white shirt (long or short sleeve) and school tie

School black blazer

School black "V" necked jumper with blue inlay



Black trousers – no cord, jeans or leggings

Grey, black or white socks

Plain black entirely leather shoes are to be worn. No boots, dolly shoes, sports trainers or canvas shoes are allowed

School jumpers do not have to be worn at all times, however blazers must be worn every day.

Hair & Makeup

Styles should not be extreme in fashion. No outrageous or unusual colours are permitted. Shaved heads are not acceptable. Students can be sent home if they come to school with a haircut close to their scalp. Year 11 students are permitted to wear discreet make up and clear or natural coloured nail varnish. Students in all other years are not permitted to wear make-up or nail varnish and will be asked to remove it.

Jewellery

Students may only wear:


- A watch
- A single chain with religious symbol hidden from view
- Single studs in the ear

Please note that no other jewellery will be allowed.

The school day might be different to your primary school.


We start school at 8:30am and finish at 2:40pm.

Here is an example of the school day:

 Your Learning Day	
08.30 - 08.55	Tutor Time (25 minutes)
08.55 - 09.55	Lesson 1 (60 minutes)
09.55 - 10.55	Lesson 2 (60 minutes)
10.55 - 11.10	Break (15 minutes)
11.10 - 12.10	Lesson 3 (60 minutes)
12.10 - 13.10	Lesson 4 (60 minutes)
13.10 - 13.40	Lunch (30 minutes)
13.40 - 14.40	Lesson 5 (60 minutes)
14.40	End of the formal school day. <i>After-school activities start including Homework Club in the Learning Resource Centre.</i>
	<i>Students may be required to stay for 15 minutes to finish school work or to discuss behaviour.</i> <i>Students in detention will be required to stay longer.</i>

A bell will ring to tell you;

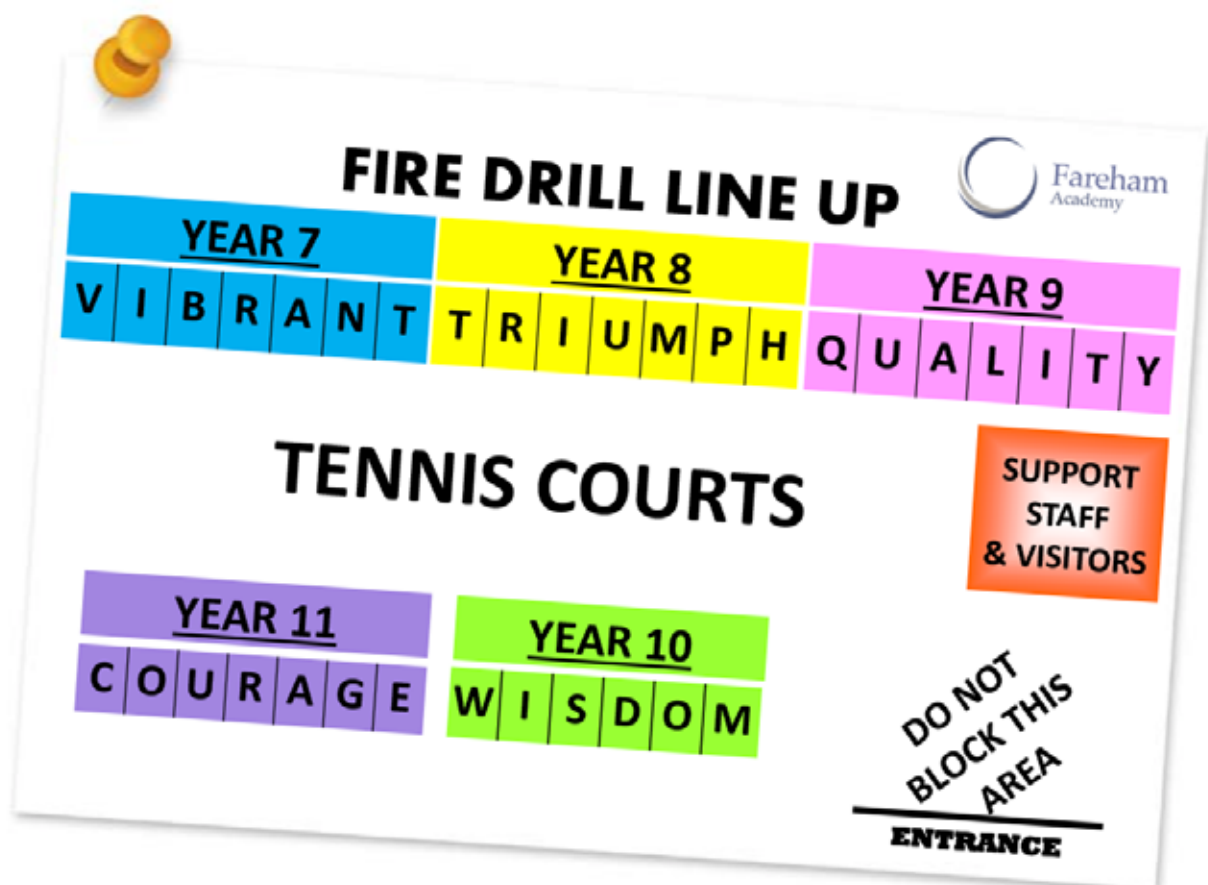
- when school starts
- when lessons finish
- when lunch and break times are
- when to go home.



The bell will also ring continuously when there is a fire drill.

When this happens, your teacher will lead you to the nearest exit and you will make your way to the tennis courts.

Your tutor will practise fire drills with you and show you where you need to stand.



At Fareham Academy, you get a break which lasts 15 minutes and a lunch break that lasts 30 minutes.

At breaks and lunches you can spend it; in the canteen, in the Main Hall, or outside.

There will always be teachers on duty if you have any worries or need to ask a question.



The canteen is supervised and serves a range of hot and cold food and drinks. You will need to pay for these at the tills using your fingerprint which takes the money from your biometrics account. Money can be added to your biometrics account by your parents, or by putting money into the biometrics machine in E Block.

During lunch and break, your teacher would prefer you to use the toilet, but of course if it is absolutely necessary your teacher will allow you to use it during the lesson.



At Fareham Academy, you will be given a personal timetable.

You will need to know your timetable as it tells you; what lessons you have, what teachers you have, where the lessons will be and what time they start. It also shows you when break and lunch are.

Here is an example of a timetable:

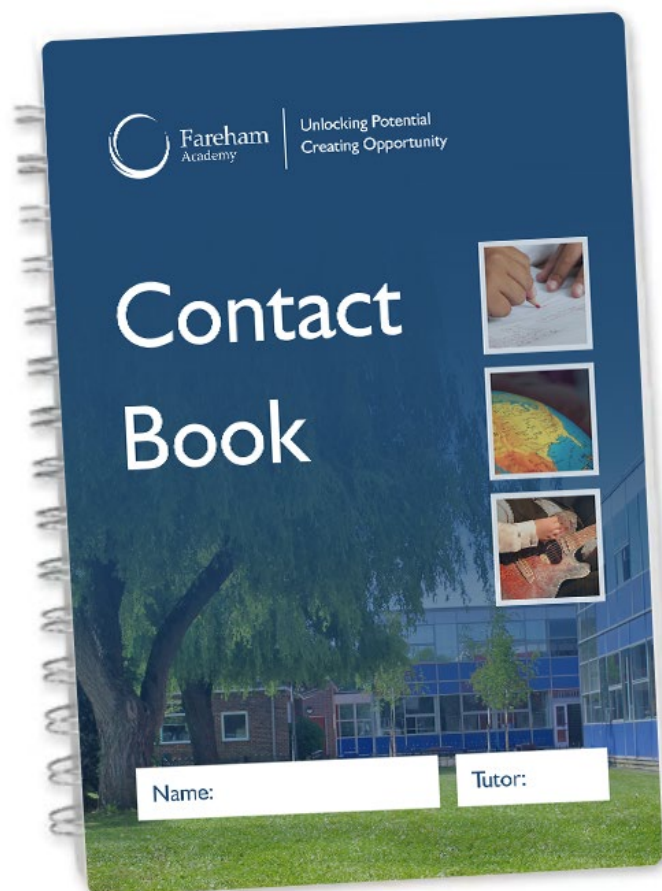
	AMon	ATue	AWed	AThu	AFri
1	7SB1/Ar Mr J De Cat C13	7SB1/Ma Mr C Faur C15	7SB1/Ar Mr J De Cat C13	7SB1/Ma Mr C Faur C15	7b/Ft1 Mrs N Kaye E1
2	7SB1/Sc Mr N Herington B5	7SB1/Hi Mrs N Knight A2	7SB1/Ma Mr C Faur C15	7SB1/F1 Miss S Waters D6	7SB1/Re Miss Z Smith A4
3	7b/Pe1 Mr I Jones SH2	7b/Ft1 Mr J De Cat E1	7SB1/En Mr J Moseley A10	7b/Pe1 Mr I Jones SH2	7SB1/Ma Mr C Faur C15
4	7SB1/Dr Mrs L Purkiss DS1	7SB1/Re Miss Z Smith A4	7SB1/Sc Mr N Herington B5	7SB1/Sc Mr N Herington B5	7SB1/Sc Mr N Herington B5
5	7SB1/En Miss A Smee A9	7SB1/En Miss A Smee A9	7SB1/Cp Ms K McVeagh C11	7SB1/En Miss A Smee A9	7SB1/En Miss A Smee A9

	BMon	BTue	BWed	BThu	BFri
1	7b/Pe1 Mr R Povey SH2	7b/Ft1 Mr J De Cat E1	7SB1/Mu Miss B Lawrence C8	7SB1/Mu Miss B Lawrence C10	7SB1/Cp Ms K McVeagh C11
2	7SB1/Ma Mr C Faur C15	7SB1/En Miss A Smee A9	7SB1/F1 Miss S Waters D6	7SB1/Sc Mr N Herington B5	7SB1/F1 Miss S Waters D6
3	7SB1/F1 Miss S Waters D6	7SB1/Dv Mr J De Cat C4	7SB1/En Miss A Smee A9	7SB1/Ma Mr C Faur C15	7SB1/Sc Mr N Herington B5
4	7SB1/Sc Mr N Herington B5	7SB1/Ma Mr C Faur C15	7b/Pe1 Mr R Povey SH2	7SB1/Dr Mrs L Purkiss DS1	7SB1/En Mr J Moseley A10
5	7SB1/Gg Miss P-M Smith A1	7SB1/Sc Mr N Herington C7	7SB1/Ma Mr C Faur C15	7SB1/Gg Miss P-M Smith A1	7SB1/Hi Mrs N Knight A2

To help you be organised at school, we will give you a contact book.

You can use it to; stick your timetable in, write down important dates, write down your ingredients for food technology or write any homework into it.

Your first contact book is issued for free, but if you lose it you can buy a new one from Reception for £3.



To help you be organised at school, there is also an option of a locker.

To get a locker, you need to go and see a member of Student Support Services. You will pay £15 and the locker will be yours until Year 11 when you leave.

Your locker key will need to be returned at the end of Year 11. If you lose your key, a replacement key will be cut at a charge of £10, so keep it safe!



To help you be organised at school, ensure you have the following equipment; pen, pencil, ruler, highlighter, eraser, contact book and PE kit when needed. You may also need to bring in food ingredients for Food Technology.

It is really useful if you check your bag the night before to make sure you have all of your equipment.



Sometimes you might feel poorly in school. Your teacher will then allow you to go to Student Support Services and they will decide what support you need.

Medical passes and toilet passes can be issued by Student Support Services to students that need them. Student services can also hold medication for students with signed permission from parents.

Here are some key members of staff from Student Support Services:



Mrs S Hoggarth
Head of Student
Support Services



Mrs J Heath
Student Services
Coordinator



Miss J Bye
Intervention
Coordinator

You may hear rumours about starting secondary school.

What is a rumour and what does it mean?

A rumour is a currently circulating story of uncertain or doubtful truth. This means that people may be talking about things that are not true to try to worry or frighten you.

Here are some examples of rumours:

- “When you come to secondary school the older students are really scary.”

This is NOT TRUE – Our students are kind and helpful.

- “When you come to secondary school it is really hard to make friends.”

This is NOT TRUE – You will meet lots of people from other junior schools and there are lots of clubs and activities to help you make new friends.

If you have heard something and it has worried or concerned you, you must speak to someone and they will help you straight away.

It is important to remember there will
always be someone in school to help
you.

Enjoy your summer and we look
forward to seeing you in September!



Fareham
Academy